

Corporate Parenting Service

Kate Dexter– Assistant Director Corporate Parenting
Children's Services July 2024

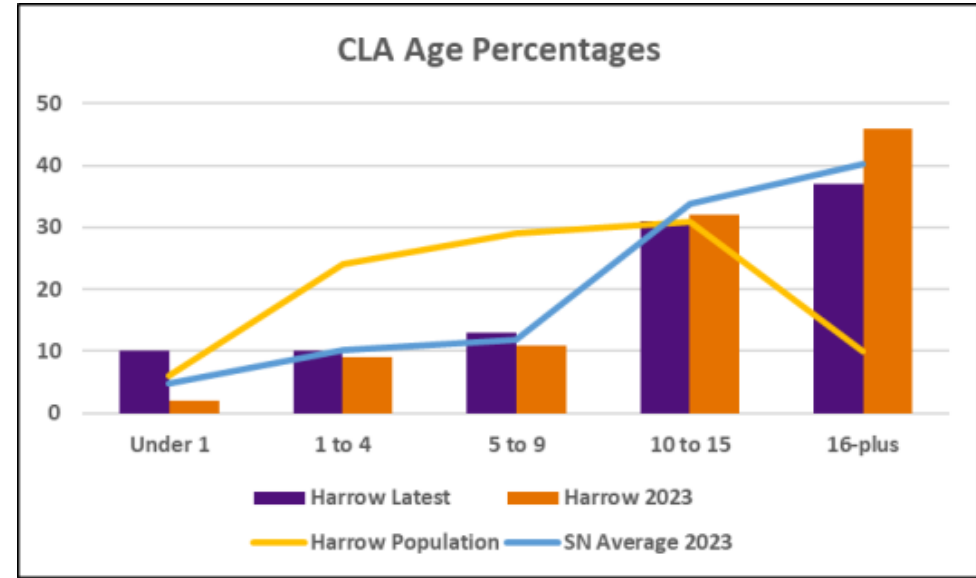
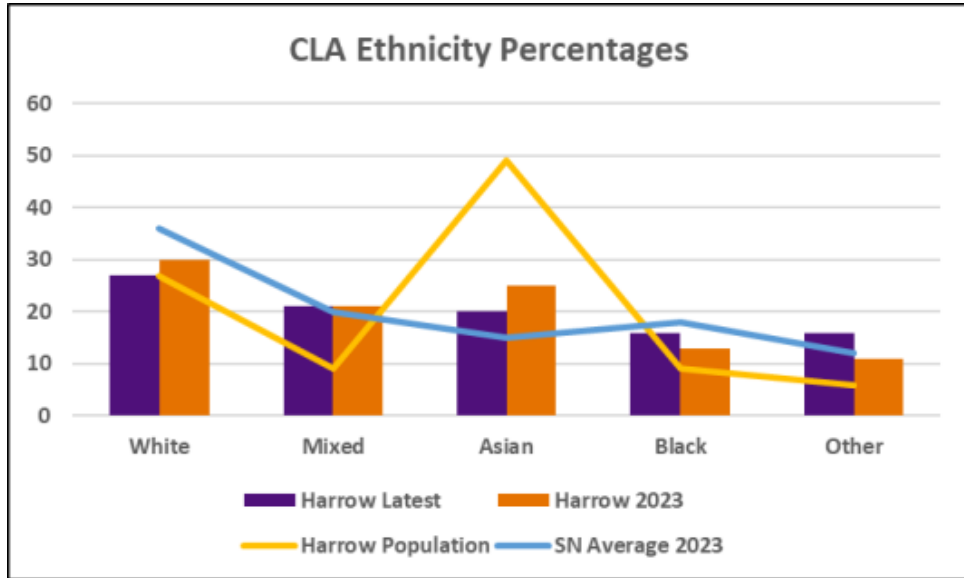


LONDON BOROUGH OF
HARROW

- Performance Scorecard
- Visits, Supervisions and Pathway Plan Performance
- Plans to address immunisations for CLA
- Plans for the weeks ahead

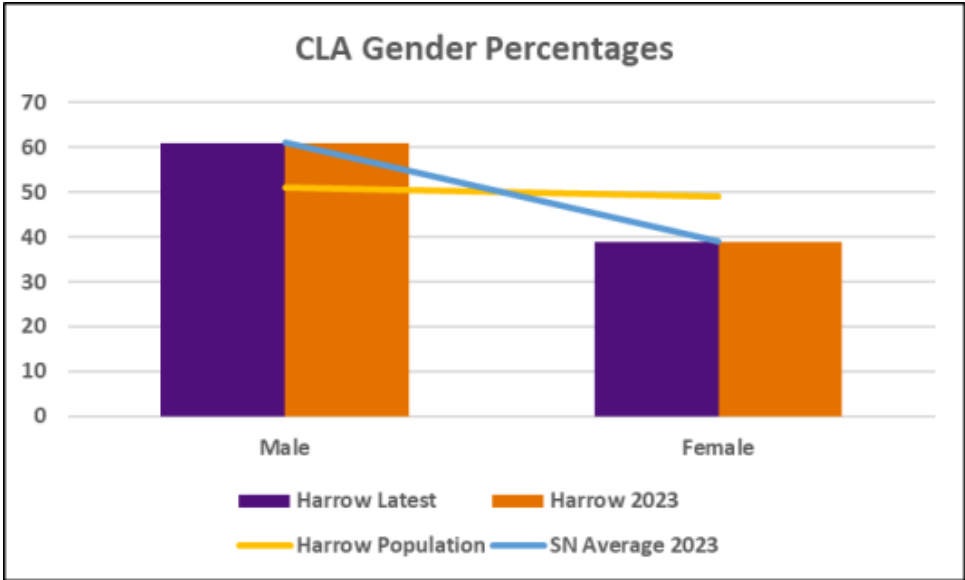
Ref No	Indicator Description	Statistical Neighbour Average 2021/22	England average 2021/22	Harrow 2020-21	Harrow 2021-22	Harrow 2022-23	Harrow target 2022/23	Harrow Q1 2023-24	Harrow Q2 2023-24	Harrow Q3 2023-24	Harrow Q4 2023-24
1	Number of current CLA at end of quarter	Not Applicable	Not Applicable	182	188	179	N/A	192	191	180	176
2	Number of current Care Leavers at end of quarter	Not Published	Not Published	183	189	186	N/A	185	187	188	203
3	Rate of CLA per 10,000 children aged under 18	42.7	70.0	30.0	31.5	29.8		32.0	31.8	30.6	29.9
4	Timeliness of Reviews of Looked After Children	Not Published	Not Published	97.1	89.8	68.8	95%	94.6 (174/184)	90 (162/180)	89.4 (161/180)	89.6 (155/173)
5	% of CLA with 3 or more placements	10.0	9.0	10.0	13.8	9.5	Q1 - 2.5% Q2 - 5% Q3 - 7.5% Q4 - 10%	1 (2/192)	2.6 (5/191)	3.3 (6/180)	9.7 (17/176)
6	% of CLA looked after for 2.5+ years and in the same placement for 2 years	69.5	70.0	81.0	68.4	66.7	70%	69.2 (27/39)	82.1 (32/39)	79.5 (31/39)	85.4 (34/41)
7	% of Care Leavers in suitable accommodation (19 - 21 year olds)	86.4	88.0	82.1	89.9	90.1	90%	96.6 (28/29)	96.8 (61/63)	93.6 (88/94)	91.4 (117/128)
8	% of Care Leavers not in education, employment or training (19 - 21 year olds)	35.0	38.0	40.0	27.6	28.2	35%	34.5 (10/29)	34.9 (22/63)	35.1 (33/94)	30.5 (39/128)
9	% of CLA who are looked after 1 yr + with up to date Dental Checks (rolling year)	75.0	70.0	73.0	91.5	91.1	90%	82.1 (92/112)	83.3 (90/108)	80.9 (89/110)	84.4 (92/109)
10	% of CLA who are looked after 1 yr + with up to date Health Checks (rolling year)	93.0	89.0	99.0	99.1	91.1	95%	91.1 (102/112)	90.7 (98/108)	90.9 (100/110)	93.6 (102/109)
11	% of children who ceased to be looked after who were adopted	9.0	10.0	4.3	3.8	3.5	N/A	4.8 (1/21)	3.8 (2/53)	2.4 (2/82)	1.9 (2/107)
12	% Children who ceased to be looked due to a Special Guardianship Order	10.0	13.0	19.1	14.3	8.8	N/A	9.5 (2/21)	3.8 (2/53)	4.9 (4/82)	3.7 (4/107)
13	% of CLA placed more than 20 miles away from home (snapshot)	21.0	16.0	20.0	16.0	16.2	20%	20.5 (31/151)	18.5 (27/146)	21.4 (31/146)	12.5 (22/176)
14	% of all CLA (current and ceased) with at least 1 missing episode in year	13.0	11.0	9.0	8.8	8.2	Q1 - 2.5% Q2 - 5% Q3 - 7.5% Q4 - 10%	7.5 (16/213)	8.6 (21/244)	11.8 (30/255)	12.1 (34/281)

Demographic Profile of Children Looked After

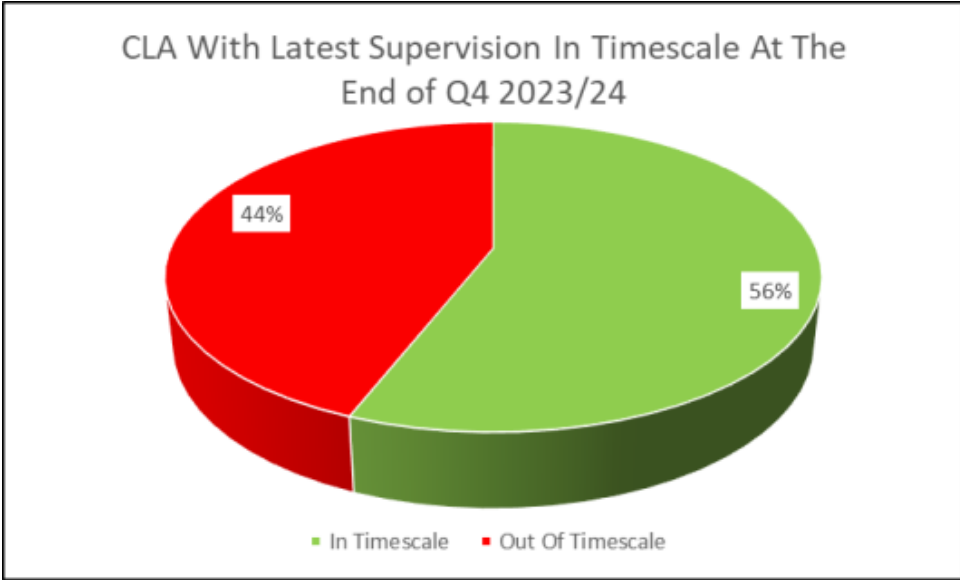
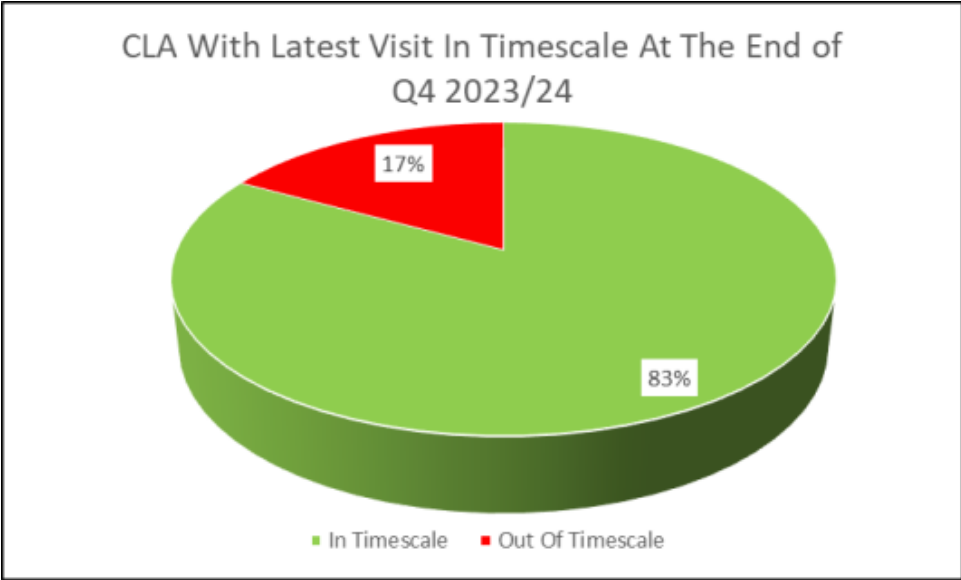


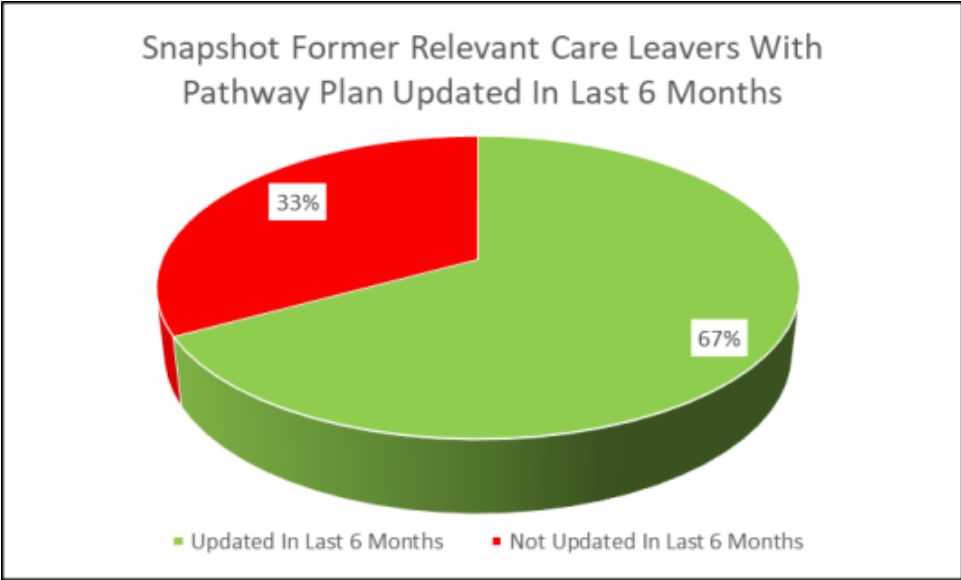
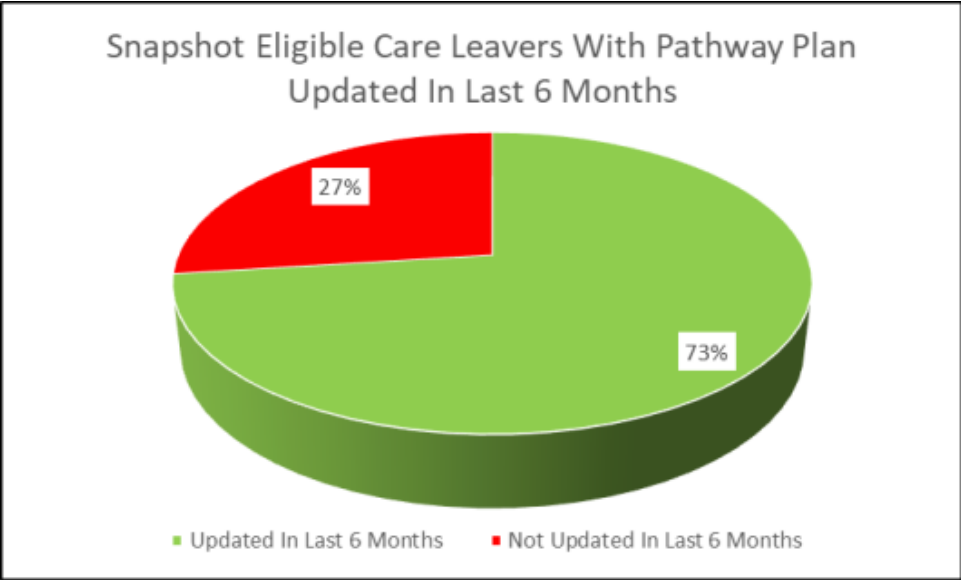
	Ethnicity Percentages			
	Harrow Latest	Harrow 2023	Harrow Population	SN Average 2023
White	27	30	27	36
Mixed	21	21	9	20
Asian	20	25	49	15
Black	16	13	9	18
Other	16	11	6	12

	Age Percentages			
	Harrow Latest	Harrow 2023	Harrow Population	SN Average 2023
Under 1	10	2	6	5
1 to 4	10	9	24	10
5 to 9	13	11	29	12
10 to 15	31	32	31	34
16-plus	37	46	10	40



Gender Percentages				
	Harrow Latest	Harrow 2023	Harrow Population	SN Average 2023
Male	61	61	51	61
Female	39	39	49	39





By March 2024, 70.6% of children had an up to date immunisation. This has fallen below SN and National Averages, so an immediate plan has been put in place to address this.

Christine CLA health nurse has proposed below, please work with her on cementing this plan!

CLA health team will send letters to Carers / young people highlighting that based on our records they are due immunisations, and encourage them go to their GP's to ensure they are up to date.

CLA health team to track when children have attended and completed the immunisations.

Plans for the weeks ahead

Refocus on Corporate Parenting Panel to increase participation of young people and support Members and senior officers to routinely hear the voice of children. This will include:

- Exploration of frequency and timing of CPP to make it more accessible to children and young people
- Reframing the meeting as a Board
- A focus on Member Training regarding what it means to be a Corporate Parent
- A focus on reinvigorating the Children In Care Council, including comms opening the council to all Looked After and previously Looked After children, including Care Leavers
- Continued development of the Care Leavers Forum
- Creation of a Drop In Centre for Care Leavers and older Looked After Children
- Consideration of a Quality Mark awarded by Children and Young People when introducing new policies or approaches affecting Looked After Children and Care Leavers
- Review of the Pledge for Looked After Children
- Review of the Care Leavers offer

