

Harrow Borough Vaccination Update

23 November 2021

Data Report

NWL Overview

Vaccinations as at 16/11/2021 on Foundry

| Total | | | Vaccination events by vaccine type | | |
|--|---|--|------------------------------------|-----------------------------|----------------------------------|
| <i>Covid Vaccine Doses Administered</i> | | | | | |
| 3,438,438 | | | | | |
| | <i>Vaccinated on latest day</i> | | <i>Submitted on latest day</i> | | |
| | 9,559 | | 10,769 | | |
| <i>Hospital Hub Vaccination Events</i> | | | | | |
| 198,636 | | | | | |
| | <i>Vaccinated on latest day</i> | | <i>Submitted on latest day</i> | | |
| | 411 | | 419 | | |
| <i>PCN Vaccination Events</i> | | | | | |
| 1,547,586 | | | | | |
| | <i>Vaccinated on latest day</i> | | <i>Submitted on latest day</i> | | |
| | 3,793 | | 4,656 | | |
| <i>Pharmacy Vaccination Events</i> | | | | | |
| 765,723 | | | | | |
| | <i>Vaccinated on latest day</i> | | <i>Submitted on latest day</i> | | |
| | 4,710 | | 5,008 | | |
| <i>Vaccination Centre Events</i> | | | | | |
| 926,493 | | | | | |
| | <i>Vaccinated on latest day</i> | | <i>Submitted on latest day</i> | | |
| | 645 | | 686 | | |
| Vaccination events by dose | | | Vaccination events by vaccine type | | |
| 1,656,419 | 1,443,272 | 346,310 | 2,019,494 | 1,372,990 | 53,522 |
| Number of patients who have received their first vaccination | Number of patients who have received their second vaccination | Number of patients who have received their third/booster vaccination | Number of Pfizer vaccine events | Number of AZ vaccine events | Number of Moderna vaccine events |

1st dose as % of population

Foundry data - cohorts at CCG level to 16/11/2021

1st dose uptake as % of population

| % Uptake | Brent | Central | Ealing | H&F | Harrow | Hillingdon | Hounslow | West London | Unknown | Total |
|--|--------------|--------------|--------------|--------------|--------------|--------------|--------------|--------------|--------------|--------------|
| Care Home Resident | 95.2% | 92.0% | 94.3% | 96.2% | 93.9% | 97.8% | 96.2% | 96.0% | 95.1% | 95.6% |
| Healthcare Workers NHS Trust (ESR) | 85.3% | 91.4% | 89.4% | 90.3% | 92.6% | 93.0% | 92.3% | 86.6% | 93.5% | 90.2% |
| 80+ | 84.7% | 84.0% | 86.8% | 81.2% | 92.6% | 92.1% | 90.3% | 80.8% | 82.7% | 87.3% |
| 75-79 | 84.8% | 82.5% | 88.5% | 82.3% | 92.1% | 93.3% | 90.1% | 80.3% | 83.1% | 87.4% |
| Clinically Extremely Vulnerable | 82.6% | 84.7% | 88.1% | 83.0% | 91.1% | 92.7% | 90.7% | 84.2% | 89.5% | 87.5% |
| 70-74 | 82.7% | 76.0% | 85.9% | 80.2% | 90.1% | 91.1% | 87.0% | 77.0% | 74.4% | 84.4% |
| 65-69 | 80.9% | 73.6% | 83.3% | 77.6% | 88.1% | 89.1% | 85.5% | 72.9% | 74.2% | 82.1% |
| Learning Disability Register | 75.9% | 73.9% | 80.6% | 74.7% | 85.0% | 86.5% | 84.6% | 76.3% | 86.4% | 80.3% |
| QCovid | 81.2% | 79.2% | 84.9% | 76.0% | 86.3% | 86.8% | 85.2% | 78.4% | 83.1% | 82.8% |
| DWP Carers | 67.5% | 69.6% | 73.9% | 63.2% | 77.0% | 77.2% | 76.4% | 64.8% | 76.7% | 71.9% |
| LA Carers | 75.9% | 79.7% | 81.9% | 65.4% | 87.1% | 84.2% | 88.5% | 70.8% | 76.0% | 80.8% |
| At Risk | 74.4% | 71.0% | 78.9% | 74.7% | 83.0% | 84.0% | 82.5% | 70.0% | 81.5% | 77.7% |
| 60-64 | 72.6% | 66.5% | 77.4% | 71.6% | 83.6% | 84.9% | 80.3% | 64.5% | 65.7% | 75.4% |
| 55-59 | 70.6% | 64.0% | 74.2% | 73.1% | 79.4% | 81.2% | 78.1% | 63.5% | 69.5% | 72.9% |
| 50-54 | 67.7% | 61.5% | 72.2% | 70.1% | 76.0% | 78.6% | 75.7% | 60.8% | 61.6% | 70.3% |
| 40-49 | 61.1% | 53.6% | 64.2% | 59.6% | 68.1% | 72.4% | 66.0% | 53.7% | 62.7% | 62.4% |
| 30-39 | 53.6% | 50.7% | 57.2% | 60.5% | 58.1% | 64.8% | 57.4% | 52.4% | 64.2% | 56.9% |
| 18-29 | 55.1% | 54.5% | 59.4% | 65.0% | 58.1% | 62.6% | 63.0% | 54.3% | 61.9% | 59.2% |
| 12-17 Household contacts of immunosuppressed | 36.1% | 36.4% | 43.2% | 27.8% | 51.2% | 49.7% | 45.4% | 27.2% | 25.8% | 42.0% |
| 16-17 | 41.3% | 40.0% | 45.5% | 36.4% | 52.0% | 53.4% | 50.7% | 35.4% | 49.2% | 45.4% |
| 12-15 | 30.9% | 28.2% | 37.3% | 27.7% | 40.1% | 37.6% | 37.2% | 26.2% | 34.2% | 34.2% |
| Total | 62.8% | 59.1% | 67.3% | 65.2% | 71.1% | 73.8% | 69.5% | 59.6% | 68.8% | 66.1% |

Borough Level – 2nd Dose as % of first dose

2nd dose as % of first doses

| % Uptake | Brent | Central | Ealing | H&F | Harrow | Hillingdon | Hounslow | West London | Unknown | Total |
|--|--------------|--------------|--------------|--------------|--------------|--------------|--------------|--------------|--------------|--------------|
| Care Home Resident | 90.4% | 89.6% | 94.3% | 90.8% | 91.5% | 90.3% | 90.2% | 91.9% | 90.2% | 90.8% |
| Healthcare Workers NHS Trust (ESR) | 94.7% | 94.9% | 95.7% | 96.2% | 96.7% | 96.8% | 96.3% | 96.1% | 95.6% | 96.0% |
| 80+ | 94.7% | 95.6% | 96.7% | 96.5% | 97.4% | 97.6% | 97.1% | 95.1% | 95.2% | 96.5% |
| 75-79 | 97.2% | 95.8% | 97.6% | 96.6% | 98.3% | 98.4% | 97.9% | 96.0% | 98.8% | 97.4% |
| Clinically Extremely Vulnerable | 95.6% | 95.6% | 97.0% | 96.0% | 97.8% | 98.0% | 96.9% | 95.9% | 96.8% | 96.7% |
| 70-74 | 96.8% | 95.1% | 97.7% | 97.5% | 98.3% | 98.2% | 97.9% | 96.5% | 94.9% | 97.4% |
| 65-69 | 96.8% | 95.5% | 97.3% | 96.4% | 98.4% | 98.2% | 97.4% | 96.1% | 96.4% | 97.2% |
| Learning Disability Register | 91.3% | 92.1% | 92.6% | 89.9% | 94.5% | 94.5% | 90.4% | 92.5% | 94.7% | 92.4% |
| QCovid | 95.0% | 95.3% | 95.1% | 94.1% | 96.3% | 95.8% | 95.2% | 94.9% | 97.4% | 95.2% |
| DWP Carers | 90.9% | 91.6% | 92.1% | 89.7% | 94.4% | 93.3% | 91.4% | 93.1% | 93.7% | 92.1% |
| LA Carers | 91.7% | 94.2% | 92.5% | 93.2% | 96.5% | 96.0% | 96.1% | 94.1% | 92.1% | 95.0% |
| At Risk | 93.7% | 93.0% | 94.3% | 93.9% | 96.0% | 95.2% | 94.9% | 93.7% | 93.2% | 94.4% |
| 60-64 | 95.9% | 94.2% | 97.0% | 95.8% | 98.2% | 97.8% | 97.1% | 94.6% | 93.8% | 96.5% |
| 55-59 | 94.9% | 94.5% | 96.8% | 96.1% | 97.4% | 97.8% | 96.3% | 94.7% | 93.9% | 96.1% |
| 50-54 | 94.8% | 94.5% | 95.8% | 95.2% | 96.8% | 97.0% | 96.1% | 94.5% | 92.5% | 95.6% |
| 40-49 | 93.7% | 93.4% | 94.2% | 94.7% | 95.4% | 95.5% | 94.0% | 93.3% | 91.7% | 94.3% |
| 30-39 | 90.6% | 91.6% | 90.7% | 93.2% | 92.5% | 92.2% | 91.0% | 91.1% | 89.4% | 91.6% |
| 18-29 | 84.7% | 86.5% | 84.4% | 90.5% | 88.1% | 86.8% | 84.9% | 86.1% | 84.7% | 86.7% |
| 12-17 Household contacts of immunosuppressed | 15.8% | 13.3% | 7.7% | 8.2% | 11.0% | 9.6% | 9.8% | 10.8% | 0.0% | 10.8% |
| 16-17 | 30.6% | 25.5% | 21.2% | 21.6% | 23.1% | 21.2% | 25.3% | 26.2% | 20.0% | 24.2% |
| 12-15 | 0.9% | 0.5% | 0.3% | 0.4% | 0.2% | 0.3% | 0.2% | 0.8% | 0.0% | 0.4% |
| Total | 89.1% | 90.0% | 89.1% | 91.8% | 90.8% | 90.6% | 89.5% | 90.4% | 88.4% | 90.1% |

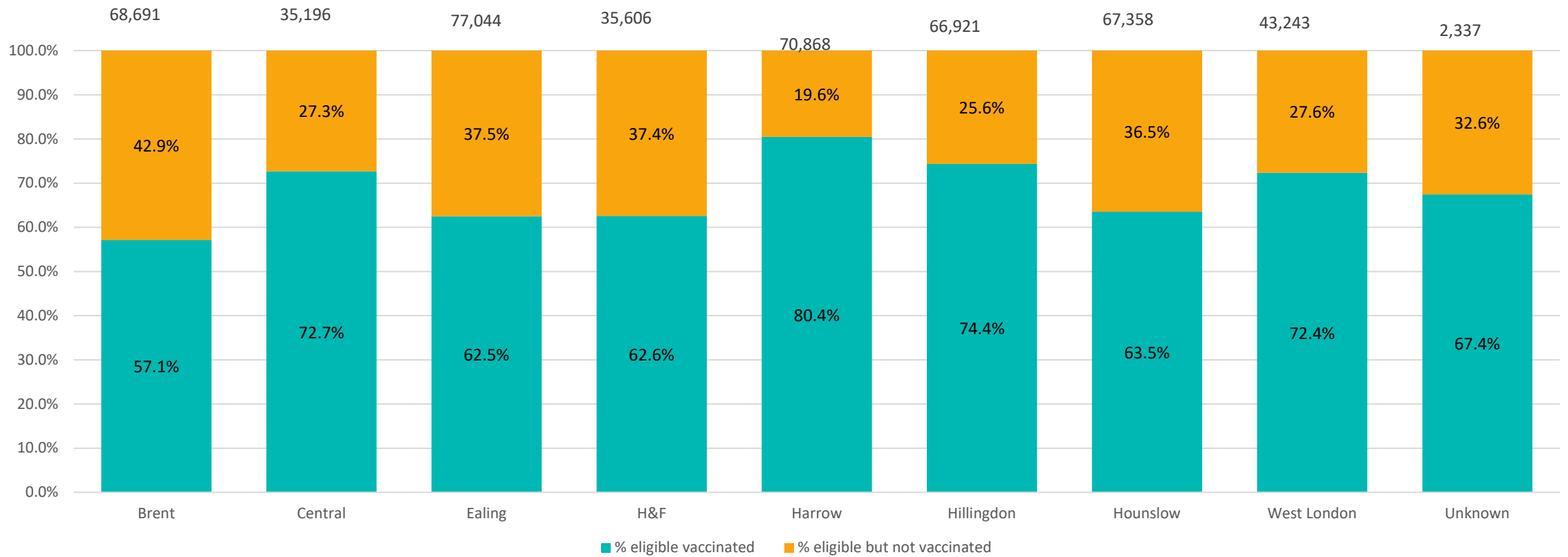
Booster Dose as % of 2nd Doses

Booster dose as % of 2nd doses

| % Uptake | Brent | Central | Ealing | H&F | Harrow | Hillingdon | Hounslow | West London | Unknown | Total |
|--|--------------|--------------|--------------|--------------|--------------|--------------|--------------|--------------|--------------|--------------|
| Care Home Resident | 69.5% | 66.7% | 67.3% | 69.2% | 69.1% | 71.0% | 66.3% | 70.7% | 70.5% | 69.4% |
| Healthcare Workers NHS Trust (ESR) | 50.8% | 57.9% | 57.7% | 58.1% | 61.3% | 62.3% | 60.2% | 59.3% | 56.6% | 58.5% |
| 80+ | 61.6% | 73.5% | 70.1% | 64.9% | 81.2% | 79.2% | 76.3% | 68.6% | 61.4% | 72.7% |
| 75-79 | 69.2% | 76.3% | 75.7% | 71.6% | 85.4% | 83.7% | 79.2% | 74.8% | 76.3% | 77.7% |
| Clinically Extremely Vulnerable | 50.2% | 58.7% | 57.2% | 51.7% | 74.7% | 68.0% | 60.1% | 59.6% | 53.8% | 59.6% |
| 70-74 | 68.0% | 75.3% | 74.8% | 71.8% | 86.0% | 82.6% | 78.1% | 71.8% | 63.1% | 76.6% |
| 65-69 | 59.4% | 64.0% | 60.4% | 53.8% | 80.5% | 72.3% | 64.0% | 63.1% | 44.0% | 65.4% |
| Learning Disability Register | 21.4% | 27.6% | 19.5% | 27.4% | 51.5% | 31.7% | 33.3% | 22.2% | 27.8% | 29.6% |
| QCovid | 20.9% | 38.9% | 21.8% | 23.6% | 47.6% | 30.7% | 26.2% | 36.3% | 33.0% | 28.7% |
| DWP Carers | 14.6% | 15.8% | 16.3% | 13.7% | 34.5% | 20.3% | 19.1% | 18.2% | 9.5% | 19.0% |
| LA Carers | 24.0% | 27.5% | 21.5% | 17.4% | 50.4% | 29.6% | 35.0% | 27.2% | 20.0% | 29.1% |
| At Risk | 24.5% | 31.4% | 23.7% | 17.5% | 51.8% | 36.5% | 31.5% | 32.0% | 18.2% | 30.7% |
| 60-64 | 35.3% | 49.2% | 29.6% | 27.5% | 52.8% | 29.0% | 29.3% | 45.1% | 18.0% | 36.5% |
| 55-59 | 18.9% | 25.9% | 15.2% | 16.1% | 40.9% | 20.3% | 16.6% | 26.4% | 15.4% | 21.9% |
| 50-54 | 13.5% | 13.7% | 10.4% | 8.8% | 37.9% | 13.2% | 12.5% | 18.8% | 8.1% | 15.5% |
| 40-49 | 3.6% | 4.2% | 3.0% | 2.9% | 9.3% | 4.6% | 3.5% | 3.4% | 3.6% | 4.2% |
| 30-39 | 2.6% | 2.9% | 2.1% | 2.0% | 5.5% | 3.1% | 2.5% | 2.3% | 2.7% | 2.7% |
| 18-29 | 1.7% | 3.5% | 1.6% | 1.6% | 3.4% | 1.9% | 1.8% | 1.8% | 1.5% | 2.1% |
| 12-17 Household contacts of immunosuppressed | 1.9% | 0.0% | 1.7% | 0.0% | 1.0% | 1.7% | 2.0% | 0.0% | #DIV/0! | 1.4% |
| 16-17 | 0.5% | 1.3% | 0.8% | 0.7% | 0.9% | 1.0% | 0.9% | 0.5% | 0.0% | 0.8% |
| 12-15 | 0.0% | 0.0% | 0.0% | 0.0% | 0.0% | 0.0% | 9.1% | 0.0% | #DIV/0! | 0.7% |
| Total | 21.0% | 22.8% | 22.8% | 14.1% | 39.6% | 30.1% | 25.4% | 25.4% | 22.5% | 24.8% |

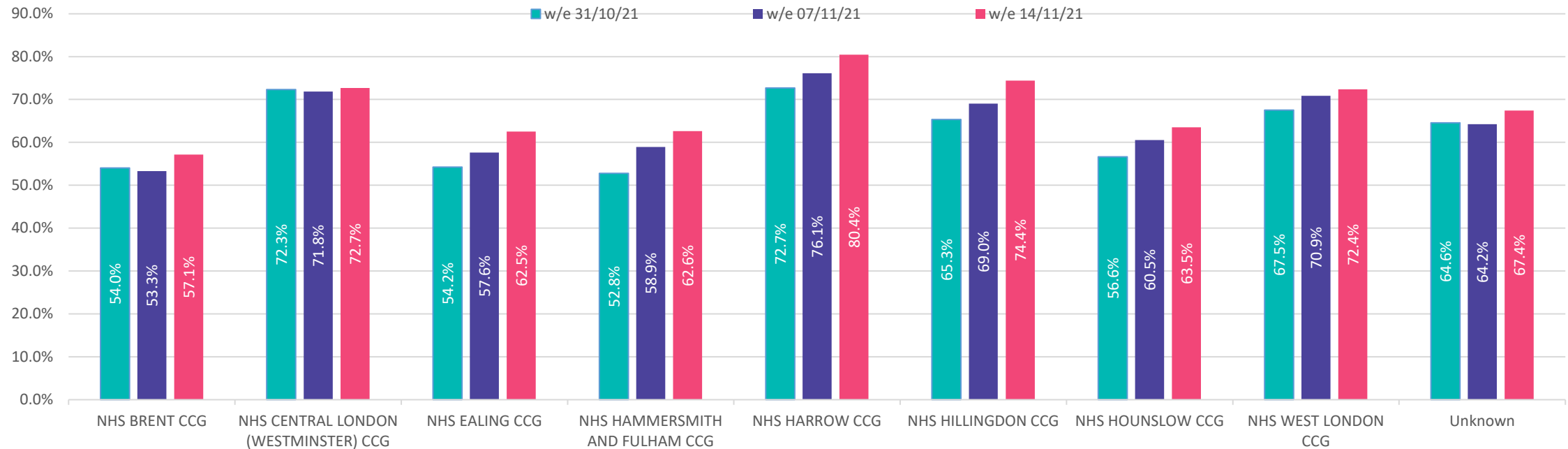
Booster uptake by Borough

Booster uptake in eligible patients (Cohorts 1-9 who received their 2nd dose >6m ago)

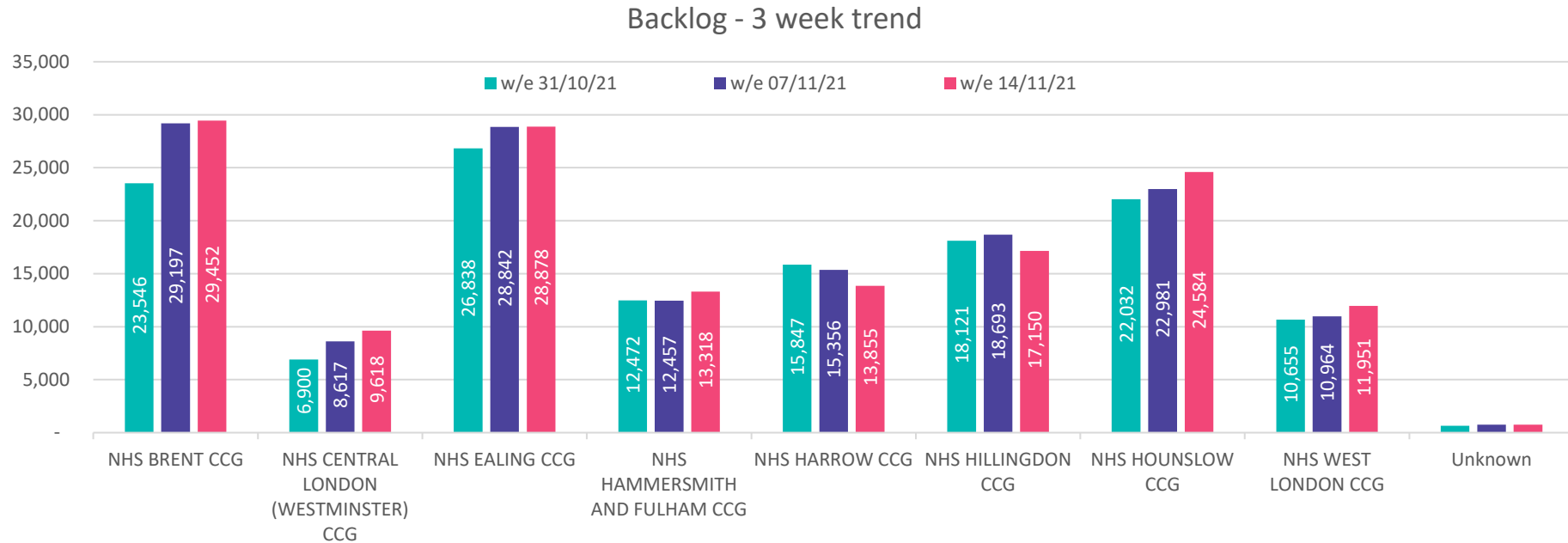


Booster trend by Borough

% total eligible patients vaccinated - 3 week trend



Booster backlog by Borough



JCVI updates

JCVI updates

- **Extension of the booster campaign to 40-49 year olds (booking from Monday 22nd November)**
- **2nd dose administration for 16-17 year-olds** to come forward and have a second dose of the Pfizer/BioNTech vaccine.
- Recommendation that those under 18s now should **not receive a vaccine until 12 weeks after positive pcr test.**
- Period between 1st & 2nd dose for those under 18s who are not in 'at risk group' should be 12 weeks after 1st dose

Inclusion of cohort 10 (40-49 year olds) in the booster programme

PCN sign up to support NBS arrangements

13 PCN sites in NWL opted for NBS sign up

Big Weekend

26 to 28 November 2021

Key message and requirement

- A nationwide initiative on the last weekend of November across all cohorts, from 12 years of age upwards that prompts people to get COVID-19 vaccinated (1st, 2nd doses and Boosters) before Christmas Day.
- **National campaign promoting:** “X number of days to protect a loved ones this Christmas”. “ Get vaccinated ahead of the Festive Season”
- **Plan to increase vaccination activity for ALL cohorts, all vaccination types and dose**
- Recognise this is as much about promotion as it is capacity so real **joint** effort across Health and LAs.

20% stretch at Borough Level – All Pillars

| Borough | Sum of Total Vaccinations (W.C 8th Nov - 14th Nov) | Sum of Total Vaccinations (12th Nov - 14th Nov) | Sum of Additional 20% (Friday to Sunday) |
|--------------------|---|---|--|
| Brent | 4,516 | 1,484 | 297 |
| Central | 4,981 | 1,409 | 282 |
| Ealing | 13,693 | 6,547 | 1,309 |
| H&F | 6,991 | 2,795 | 559 |
| Harrow | 9,482 | 5,237 | 1,047 |
| Hillingdon | 10,742 | 3,978 | 796 |
| Hounslow | 8,740 | 4,865 | 973 |
| West London | 6,045 | 2,651 | 530 |
| Grand Total | 65,190 | 28,966 | 5,793 |

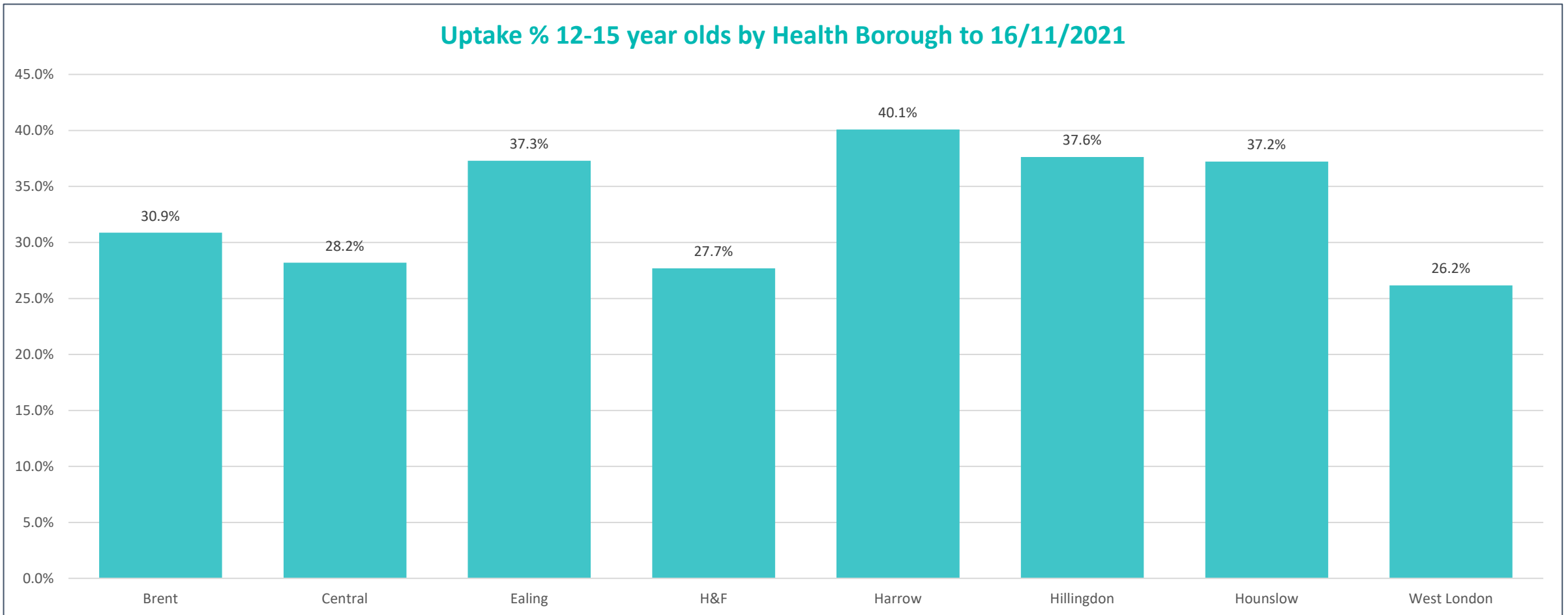
Schools Programme

CYP data (up to 16th November)

| Local Authority | Total Number of Eligible Children | Pupils vaccinated in week commencing | | | | | | | | | | | | | % pupils vaccinated | Consent forms returned to date | | |
|----------------------------|-----------------------------------|--------------------------------------|------------|------------|------------|------------|------------|------------|------------|------------|------------|------------|------------|------------|---------------------|--------------------------------|---------------|-------|
| | | 20/09/2021 | 27/09/2021 | 04/10/2021 | 11/10/2021 | 18/10/2021 | 25/10/2021 | 01/11/2021 | 08/11/2021 | 15/11/2021 | 22/11/2021 | 29/11/2021 | 06/12/2021 | 13/12/2021 | | | | |
| Brent | 13,716 | - | - | - | 1,671 | 1,150 | 214 | 1,833 | 415 | 21 | | | | | | | 38.7% | 4,302 |
| Ealing | 15,221 | 546 | 182 | 509 | 965 | 2,612 | 401 | 980 | 310 | - | | | | | | | 42.7% | 5,586 |
| Hammersmith and Fulham | 8,117 | - | 118 | 79 | 58 | 775 | 140 | 1,111 | 95 | - | | | | | | | 29.3% | 2,372 |
| Harrow | 11,730 | - | 583 | 832 | 1,601 | 1,053 | 384 | 163 | 112 | 66 | | | | | | | 40.9% | 3,841 |
| Hillingdon | 15,374 | - | 99 | 871 | 1,273 | 1,579 | 249 | 1,456 | 616 | - | | | | | | | 40.0% | 5,309 |
| Hounslow | 13,092 | - | 310 | 423 | 951 | 977 | 164 | 2,438 | 295 | 13 | | | | | | | 42.6% | 5,026 |
| Kensington and Chelsea | 5,925 | - | - | - | 281 | 721 | 35 | 728 | 29 | - | | | | | | | 30.3% | 2,097 |
| Westminster | 10,621 | 155 | - | 25 | 646 | 1,289 | 76 | 574 | 305 | 54 | | | | | | | 29.4% | 2,914 |
| | | | | | | | | | | | | | | | Vaccinated | | | |
| | | | | | | | | | | | | | | | 35,611 | | | |
| | | | | | | | | | | | | | | | 38.0% | | 31,447 | |
| | | | | | | | | | | | | | | | 38.6% | | | |
| Total (all schools) | 93,796 | | | | | | | | | | | | | | | | | |
| Total from visited schools | 92,161 | 701 | 1,292 | 2,739 | 7,446 | 10,156 | 1,663 | 9,283 | 2,177 | 154 | | | | | | | | |

CYP Borough of Residence (includes vaccinations delivered in school & community)

Uptake % 12-15 year olds by Health Borough to 16/11/2021



Next Steps

- Lessons learned session held on 15th November with key stakeholders involved with focus on understanding areas for improvement in order to inform delivery model going forward.
- Delivery from wc 22nd November will focus on mop-up sessions for those children / parents who have consented but who have not yet been vaccinated & also for those children who were absent due to illness etc.
- 80 schools have been highlighted as having largest pupil populations but lowest overall uptake and the team are planning re-visits to each of these schools over the coming weeks.
- Additionally, a re-promotion offer letter will be distributed through schools this coming Friday 19th November aimed at parents who have not returned the consent form and thus have neither consented nor declined the vaccination for their child.
- Planning for 2nd doses will also commence ahead of likely announcement from JCVI before Christmas

Care Homes Update

- All CQC Registered Care Homes to have an offer of a visit to administer boosters by 1st Dec 2021#
- No current target on uptake for Residents or staff

Care Home Booster Vaccinations by Borough- need updated table

| Borough | Total Residents | No. of Boosters | % Resident Booster uptake | % Change from Last week | Total Staff(in agency) | No. of boosters | % Staff Booster Uptake(inc agency) | % Change from last week |
|--------------------|-----------------|-----------------|---------------------------|-------------------------|------------------------|-----------------|------------------------------------|-------------------------|
| Brent | 967 | 713 | 74 | 3↑ | 1387 | 334 | 24 | 2↑ |
| Ealing | 1283 | 1009 | 79 | 6↑ | 1695 | 276 | 16 | 3↑ |
| H&F | 371 | 290 | 78 | 12↓ | 512 | 120 | 23 | 6↑ |
| Harrow | 1037 | 762 | 73 | 6↑ | 1555 | 347 | 22 | 2↑ |
| Hillingdon | 1230 | 947 | 77 | 0 | 1702 | 530 | 31 | 3↑ |
| Hounslow | 696 | 545 | 78 | 5↓ | 1136 | 304 | 27 | 3↑ |
| RBKC | 285 | 200 | 70 | 13↑ | 520 | 126 | 24 | 1↑ |
| Westminster | 284 | 203 | 71 | 0 | 432 | 62 | 14 | 0 |

Data Source CT 17.11.2021(currently 30 homes that appear not have updated CT post visit)