

Corporate Parenting Service Update

October 2021

Jacinta Kane – Head of Service

- Performance and Disproportionality
- Care Leaver Local Offer
- Charter for Parents in and Leaving Care
- Fostering Report
- Corporate Parenting Strategy Update

Performance Scorecard

CLA 179; Care Leavers 187



Ref No	Indicator Description	Statistical Neighbour Average 2019/20	England average 2019/20	Harrow 2017-18	Harrow 2018-19	Harrow 2019-20	Harrow target 2021/22	Harrow actual Q1 2020-21	Harrow actual Q2 2020-21	Harrow actual Q3 2020-21	Harrow actual Q4 2020-21	Harrow actual Q1 2021-22
1	Rate of CLA per 10,000 children aged under 18	38.7	67.0	27.0	29.0	31.7		33.4	34.8	35.5	31.0	29.0
2	Timeliness of Reviews of Looked After Children	Not Published	Not Published	97.9	100.0	98.9	95%	98.4	98.4	98.0	94.4	97.1
3	% of CLA with 3 or more placements	11.2	11.0	13.0	10.7	13.5	Q1 - 2.5% Q2 - 5% Q3 - 7.5% Q4 - 10%	1.0	3.4	4.8	8.2	1.7
4	% of CLA looked after for 2.5+ years and in the same placement for 2 years	69.3	68.0	81.0	53.8	69.7	70%	78.1	86.2	87.1	77.8	73.7
5	% of Care Leavers in suitable accommodation (19 - 21 year olds)	83.1	85.0	87.0	94.6	92.9	85%	46.3	88.1	88.0	87.4	82.1
6	% of Care Leavers not in education, employment or training (19 - 21 year olds)	32.4	39.0	24.0	31.5	29.1	35%	68.3	47.8	48.0	47.6	38.5
7	% of CLA who are looked after 1 yr + with up to date Dental Checks (rolling year)	85.4	86.0	91.2	89.9	94.0	90%	74.5	75.5	49.6	68.9	85.7
8	% of CLA who are looked after 1 yr + with up to date Health Checks (rolling year)	93.0	90.0	97.1	96.2	94.0	95%	91.5	93.4	93.3	96.2	95.8
9	% of children who ceased to be looked after who were adopted	9.9	11.7	7.0	5.3	3.1	Q1 - 2% Q2 - 4% Q3 - 6% Q4 - 8%	0.0	2.4	1.4	0.9	4.3
10	% Children who ceased to be looked due to a Special Guardianship Order	Not Published	13	14	6	13	13%	0	4.9	11.6	19.1	13.0
11	% of CLA placed more than 20 miles away from home (snapshot)	20.7	20.0	19.5	20.0	20.0	20%	23.7	23.9	21.8	23.0	22.0
12	% of all CLA (current and ceased) with at least 1 missing episode in year	13.5	11.0	11.0	11.8	12.8	Q1 - 3% Q2 - 6% Q3 - 9% Q4 - 12%	6.1	8.7	9.7	10.8	3.6

- Overall improvement (of 11%) in NEET performance in Q1 – **but this remains a priority.**
- Prospects are commissioned to support care leavers(16-19) back into EET and Xcite (18+)
- Additional support from Catch 22 “Future Pathways” to support young people into training and employment up to age of 24, and have partnerships with employers such as Wagamamas.

Placement 20+ miles from Harrow

Reason for placement	Number
CSE/CCE – safety needed outside of NW London	7
Placed with family / kinship carers / adopters	4
Long-term matched placement with foster carers	10
Residential placement to meet education / disability needs	8
Placement breakdown with long term carers	1
Total	30

CLA demographics and disproportionality

Ethnicity

	LA Latest snapshot			LA 2020			Eng 2020		
	CLA	Pop	% difference	CLA	Pop	% difference	CLA	Pop	% difference
White	33	27	higher 20%	25	27	lower -8%	74	74	no dif 0%
Mixed	22	9	higher 162%	14	9	higher 65%	10	6	higher 59%
Asian	15	49	lower -70%	23	49	lower -53%	4	12	lower -65%
Black	15	10	higher 57%	19	10	higher 94%	7	6	higher 21%
Other	15	1	higher 2721%	19	1	higher 3507%	4	0	higher 769%

Age

	LA Latest snapshot			LA 2020			Eng 2020		
	CLA	Pop	% difference	CLA	Pop	% difference	CLA	Pop	% difference
Under 1	4	6	lower -33%	4	6	lower -33%	5	5	lower -3%
1 to 4	16	24	lower -34%	15	24	lower -38%	14	22	lower -37%
5 to 9	14	29	lower -52%	9	29	lower -69%	18	29	lower -39%
10 to 15	42	31	higher 34%	37	31	higher 19%	39	33	higher 18%
16-plus	25	10	higher 145%	35	10	higher 248%	24	10	higher 139%

Gender

	LA Latest snapshot			LA 2020			Eng 2020		
	CLA	Pop	% difference	CLA	Pop	% difference	CLA	Pop	% difference
Male	56	51	higher 9%	66	51	higher 29%	56	51	higher 9%
Female	44	49	lower -10%	34	49	lower -30%	44	49	lower -10%

Now published on Harrow Council Website

Comparison of Local Offers across England is now online:

www.careleaveroffer.co.uk

Easier to access, clearer offer to young people

Council tax exemption for all care leavers until their 25th birthday.

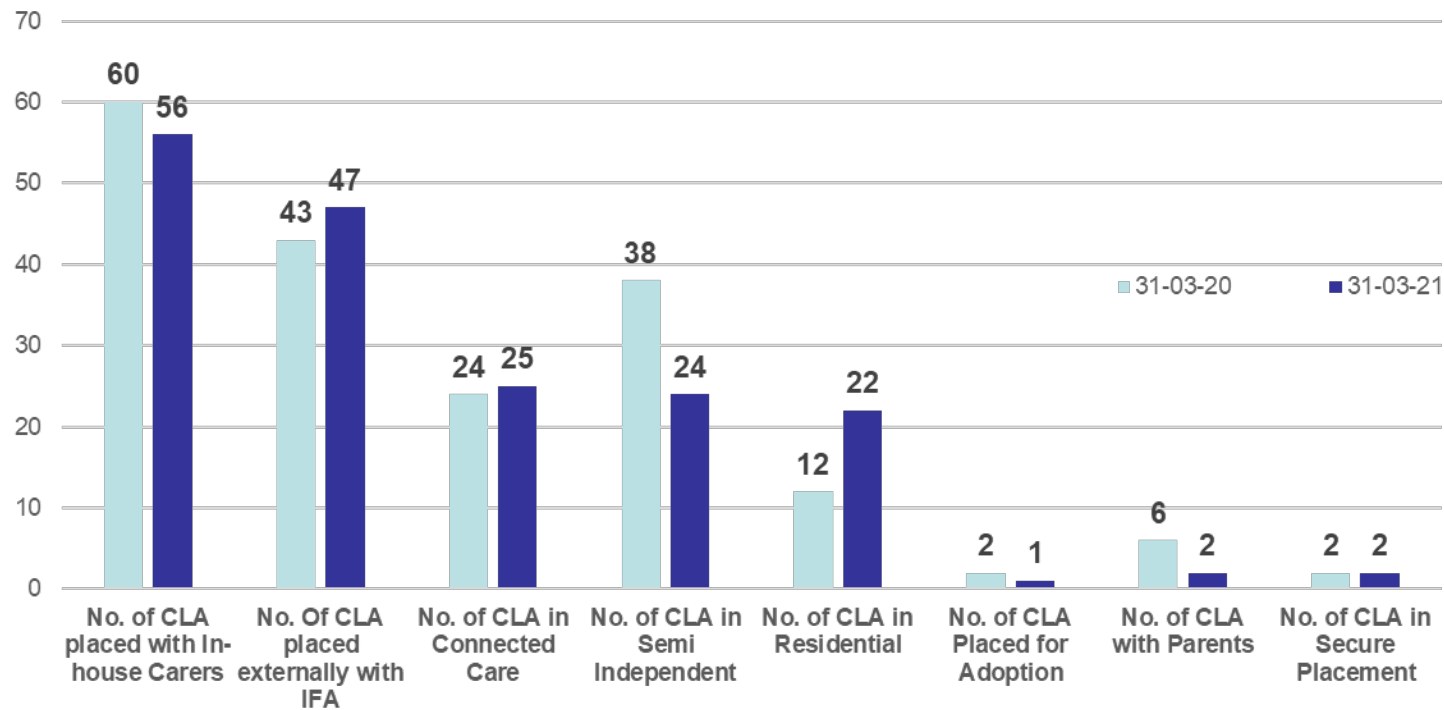
- We are one of the first Local Authorities in England to sign the **Charter for Parents in and leaving care**
- As corporate parents we are committed to supporting mothers and fathers who are in care, or in the process of leaving care.
- This charter was developed by Cardiff University with care-experienced parents and professionals who work for charities and local authorities. It sets out what we will do to challenge stigma and disadvantage.

Key challenges:

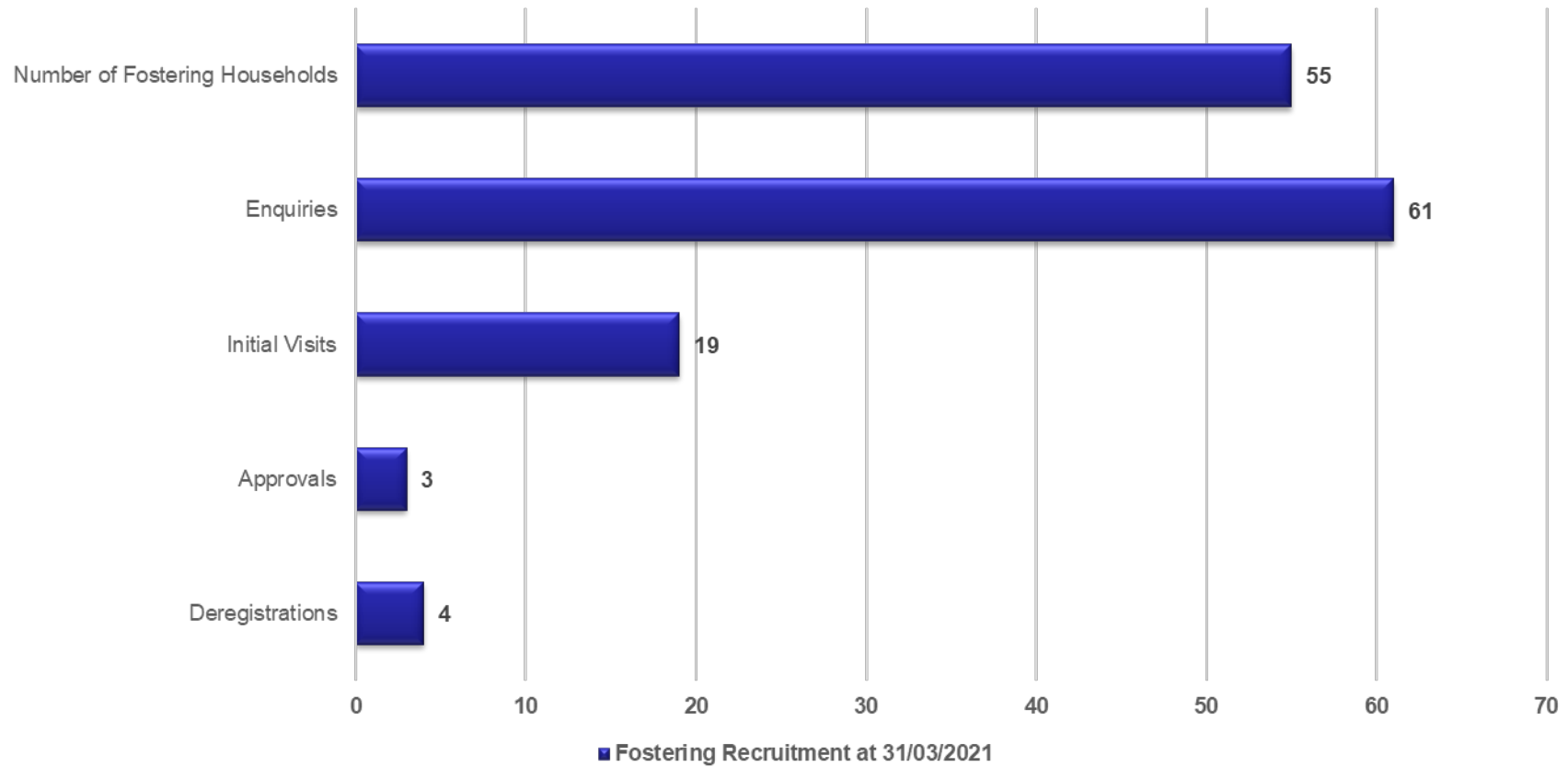
- During lockdown, usual methods of recruitment marketing were put on hold. The Harrow People Magazine was not published and no face to face events or information evenings could be held.
- To continue raising awareness of the need for new Foster Carers in Harrow during the pandemic, leaflets were distributed to households in the borough. A Virtual Information Session was held and fostering promoted via Harrow Website and Facebook Page.
- The Department will be resuming the usual methods of active recruitment now that the Covid-19 restrictions have lifted by going into the community, holding events and targeting communities to raise the profile of fostering, particularly the Eastern European community.

Type of placements for Children Looked After

CLA Placements At The End of 31/03/2020 And 31/03/2021



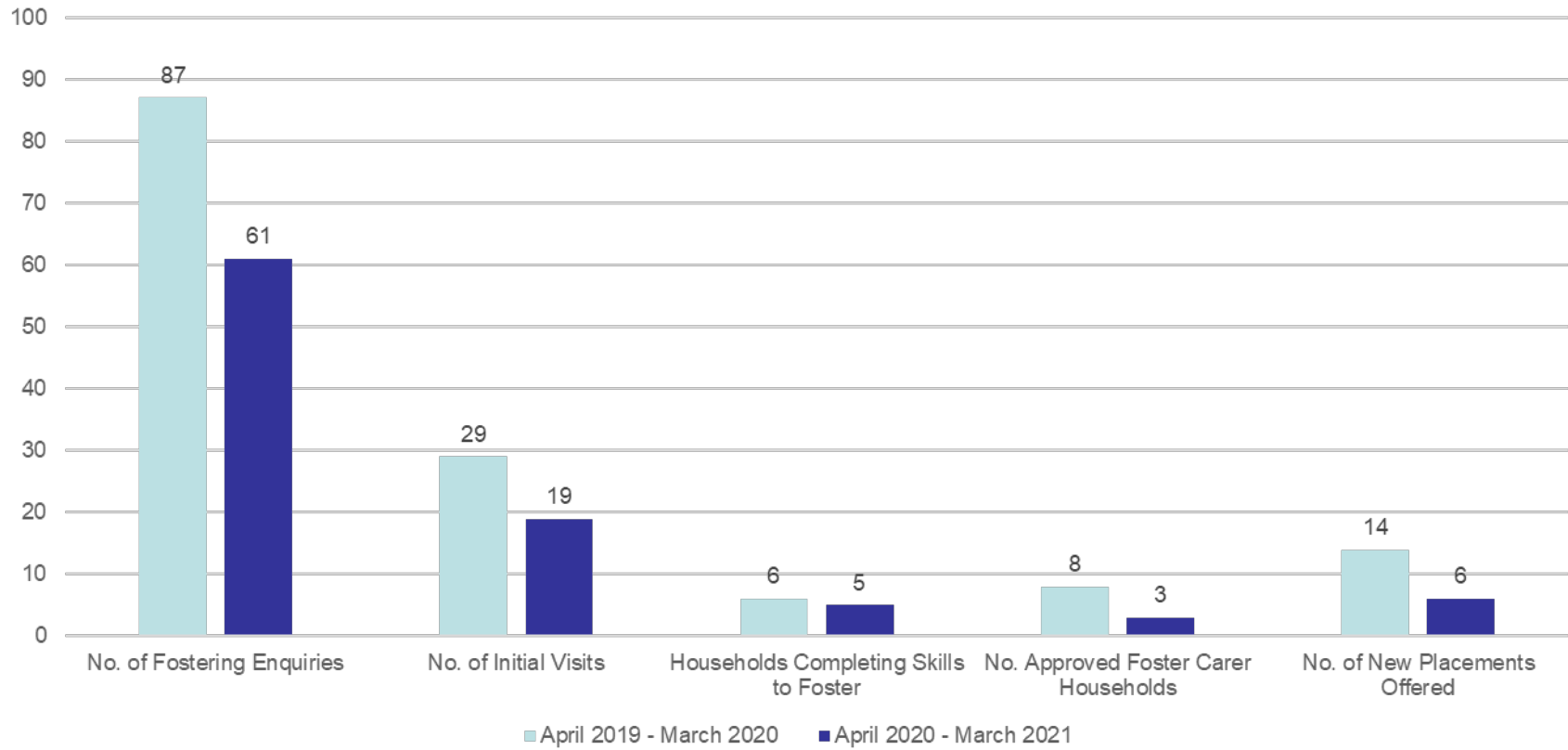
Fostering Recruitment April 2020 - March 2021



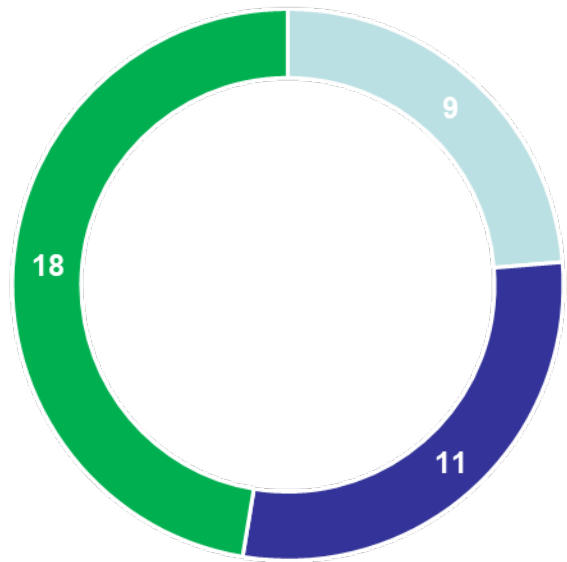
Fostering Recruitment Comparison



Fostering Year Comparison :
2019 - 2020 and 2020 - 2021



Connected Carers Information
Between April 2020 and March 2021



■ New Approvals ■ New Temporary Approvals ■ Special Guardianships Granted

- 10 new private fostering notifications (2020-2021).
- 6 of the notifications were assessed as not private fostering.
- 4 new private fostering arrangements started during the year. At the end of March 2021 there were 6 active private fostering arrangements.

*Private fostering is the term used when **someone who is not a parent or a 'close relative'** (eg. great aunt, cousin, mum's friend or a neighbour) is looking after a child or young person under the age of 16 (under 18 if they are disabled) for 28 days or more in their own home.*

- West London Fostering Project – focussing on Marketing and Recruitment and supporting Carers.
- Increase fostering recruitment to meet the profiles of our looked after children. Reach out to Eastern European communities to increase pool of Carers from this area.
- Panel Handbook will be updated and revised
- Recruit a male white Fostering and Permanency Panel member within the Central List.
- Continue to develop a Men’s Carers support group.
- Hold quarterly support groups for Connected Persons and SGO Carers and link in with the local Schools.
- Continue with a programme of varied specialist training for all Carers, and further develop specialist training for Connected and SGO Carers.

- Currently being updated for 2022-2025 and will be shared at next CPP
- National Care Review – Case for Change [case-for-change.pdf \(independent-review.uk\)](#)